

Scaled data based on original data using
LM-79-08 Approved Method: Electrical and Photometric Measurements of Solid-
State Lighting Products

Test Report Prepared for
Cooper Lighting Solutions
(formerly Eaton)

Brand: McGRAW-EDISON

Report Number: P200142

Luminaire Tested: **GWC-AF-02-LED-E1-SL4-800-HSS**

Issue Date: 3/3/2020

Test Information

Test Method: LM-79-08
Report Number: P200142
TEST IS SCALED FROM IESNA LM-79-08 TEST DATA (P24301)
Test Lab: INNOVATION CENTER P2
Issue Date: 3/3/2020
Manufacturer: COOPER LIGHTING SOLUTIONS (FORMERLY EATON)
Product Line: MCGRAW-EDISON
Catalog Number: GWC-AF-02-LED-E1-SL4-800-HSS
Description: GALLEON WALL LUMINAIRE
(2) 70 CRI, 4000K, 800mA LIGHTSQUARES WITH 16 LEDS EACH AND TYPE IV SPILL
LIGHT ELIMINATOR OPTICS WITH HOUSE SIDE SHIELD
Light Source: -
Ballast/Driver: ELECTRONIC DRIVER

Summary

Lumens per Lamp: N/A
Luminaire Lumens: 8332.9 lumens
Efficiency: N/A
Efficacy: 96.9 lumens/watt
Luminous Opening: Rectangular (W 1' x L: 0.5' x H: 0')
IES Classification: Type IV - Short - Semi-Cutoff
BUG Rating: B1 - U0 - G2

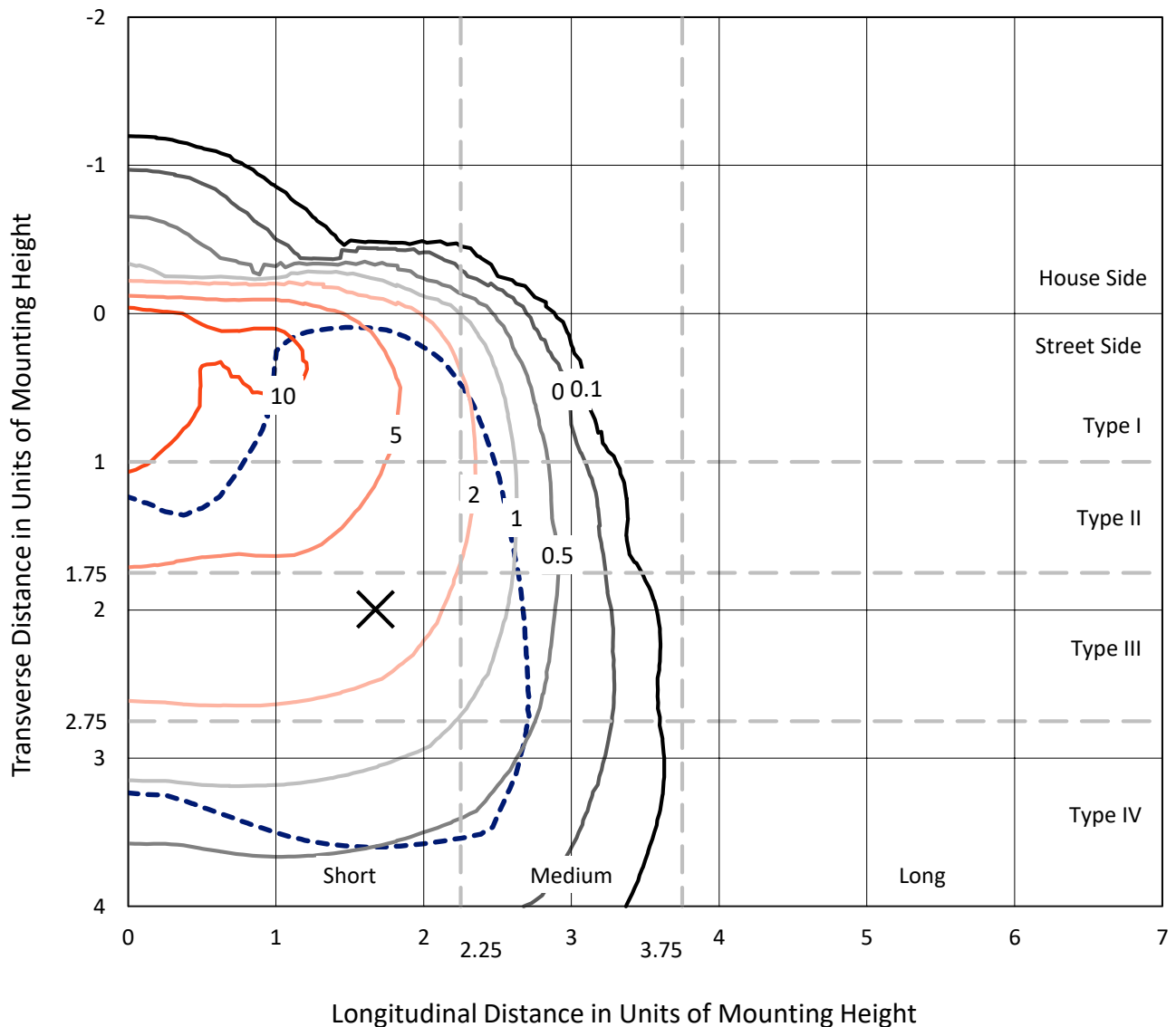
Input Watts (W): 86
Input Voltage (V): NR
Input Current (Ain): NR
Voltage Rise (V): NR
Power Factor: NR
Total Harmonic Distortion (THDi): NR
Frequency (hertz): 60
Stabilization Time: NR
Operation Time: NR
Ambient Temperature (°C): NR
Test Distance: 25 FT



REPORT NUMBER: P200142
 CATALOG NUMBER: GWC-AF-02-LED-E1-SL4-800-HSS

Iso-Footcandle Lines of Horizontal Illumination

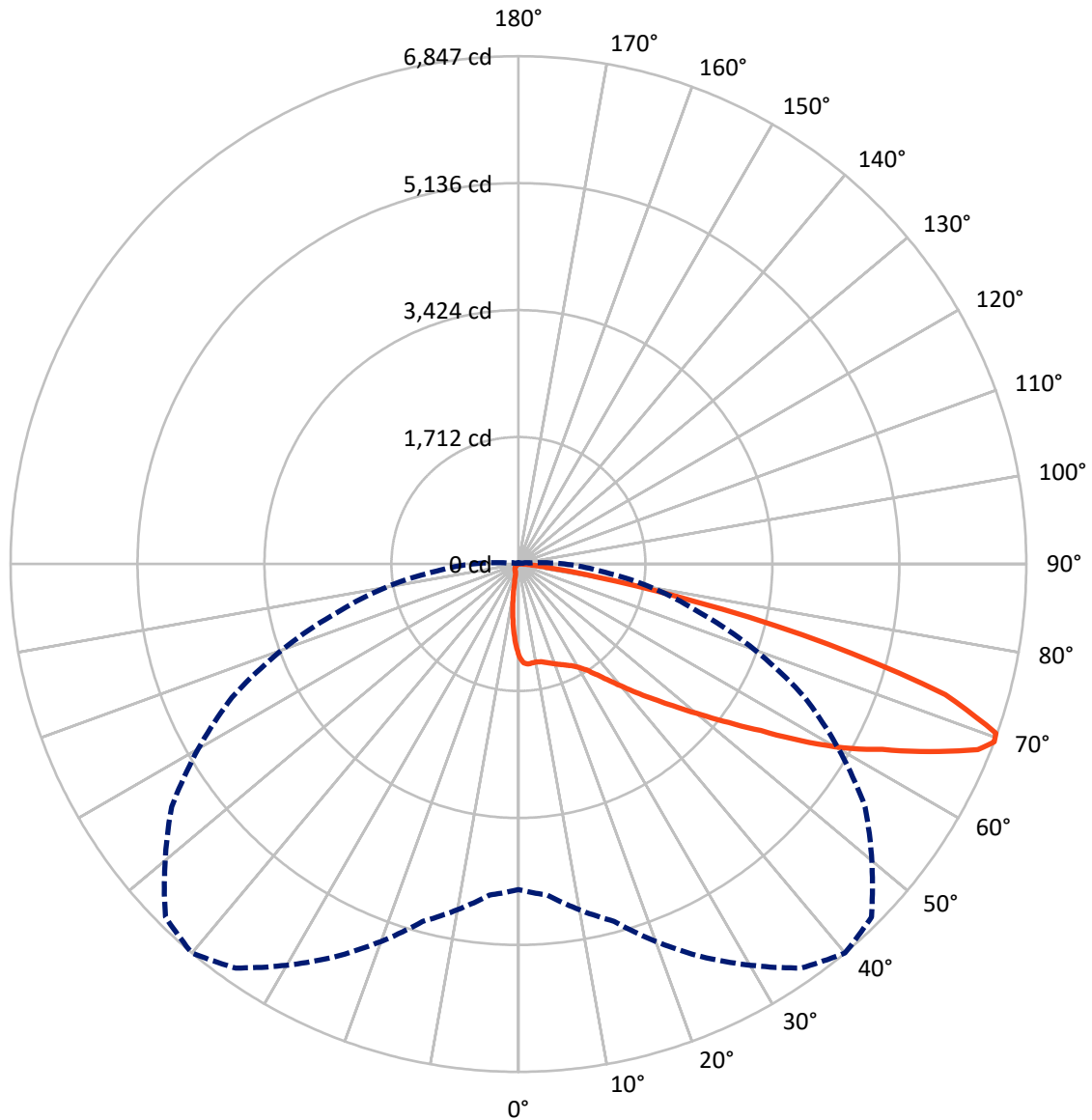
✕ Max cd
 - - - 1/2 Max cd



Based on 10 foot mounting height. Maximum calculated value = 13.6 fc
 Type IV - Short - Semi-Cutoff

REPORT NUMBER: P200142
CATALOG NUMBER: GWC-AF-02-LED-E1-SL4-800-HSS

Luminous Intensity Polar Plot



— Vertical Plane Through 40-Deg Lateral - - - Horizontal Cone Through 69-Deg Vertical

REPORT NUMBER: P200142

CATALOG NUMBER: GWC-AF-02-LED-E1-SL4-800-HSS

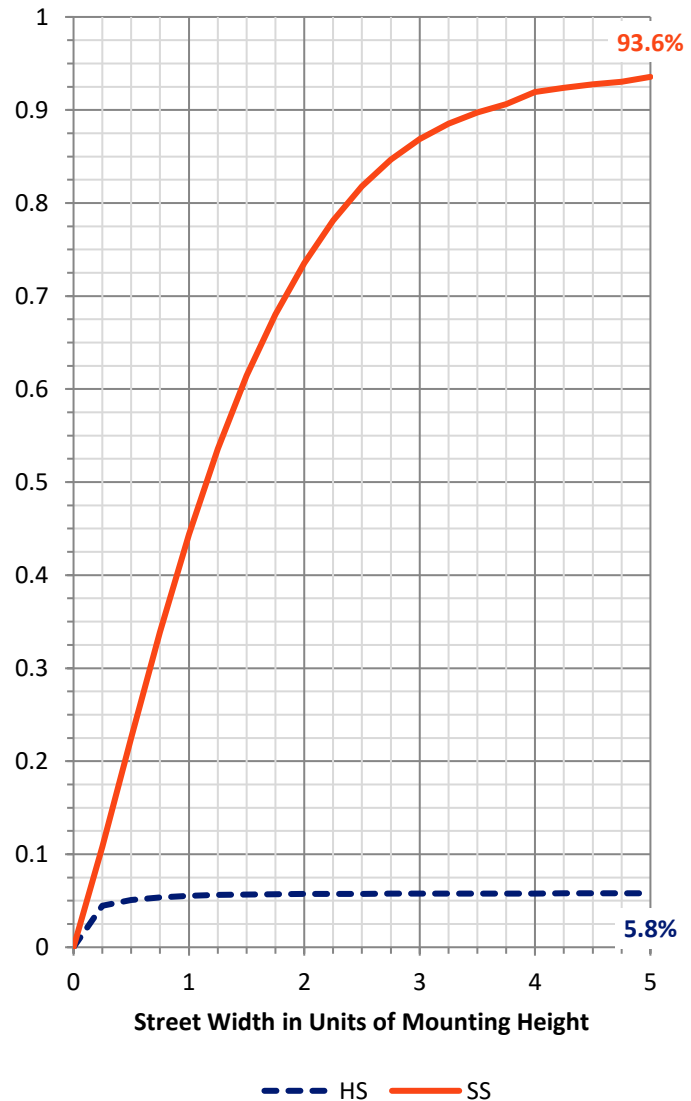
FLUX DISTRIBUTION:

		Downward	Upward	Total
House Side	Lumens	487.5	0.0	487.5
	% Fixture	5.9	0.0	5.9
Street Side	Lumens	7845.4	0.0	7845.4
	% Fixture	94.1	0.0	94.1
Total	Lumens	8332.9	0.0	8332.9
	% Fixture	100.0	0.0	100.0

Coefficient of Utilization

ZONAL LUMENS:

Zone	Lumens	% Fixture
0°-10°	100.9	1.2
10°-20°	248.2	3.0
20°-30°	418.1	5.0
30°-40°	684.5	8.2
40°-50°	1185.1	14.2
50°-60°	1866.7	22.4
60°-70°	2437.9	29.3
70°-80°	1255.6	15.1
80°-90°	135.8	1.6
90°-100°	0.0	0.0
100°-110°	0.0	0.0
110°-120°	0.0	0.0
120°-130°	0.0	0.0
130°-140°	0.0	0.0
140°-150°	0.0	0.0
150°-160°	0.0	0.0
160°-170°	0.0	0.0
170°-180°	0.0	0.0
0°-90°	8332.9	100.0
0°-180°	8332.9	100.0



REPORT NUMBER: P200142

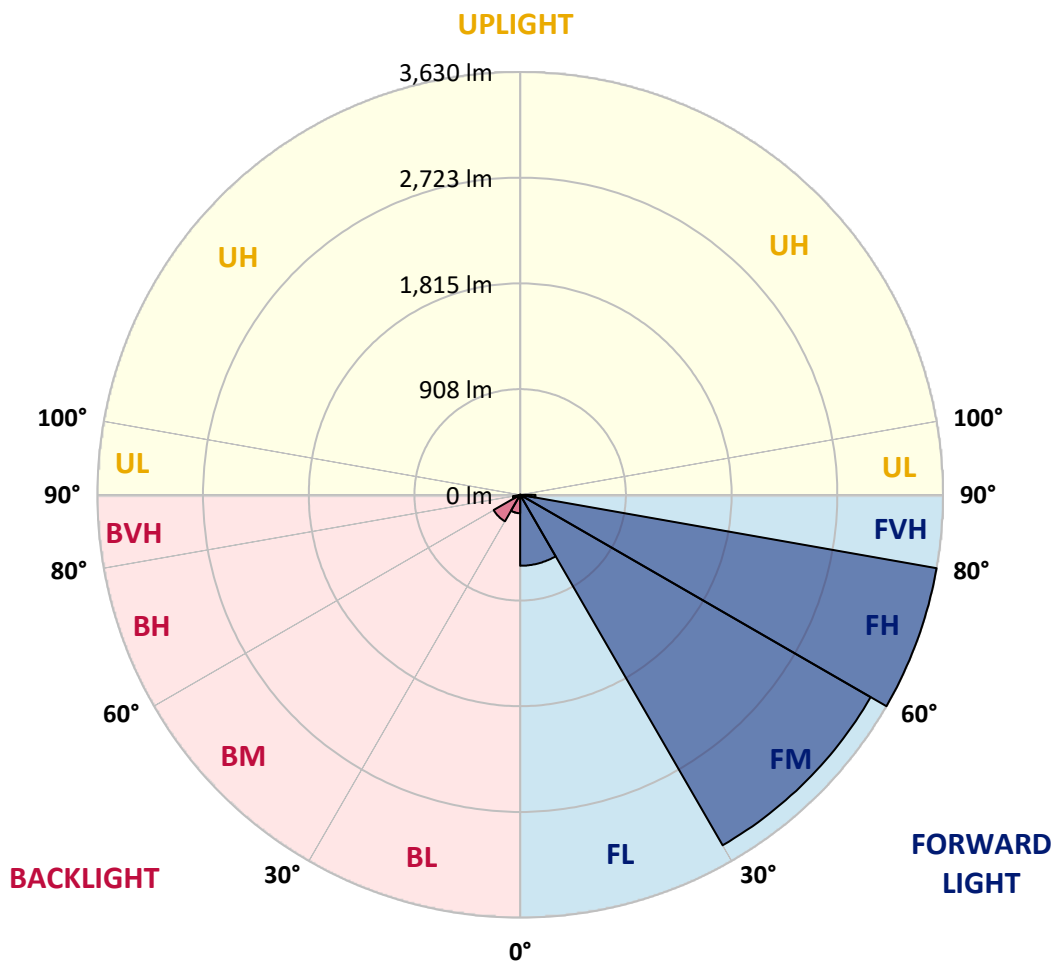
CATALOG NUMBER: GWC-AF-02-LED-E1-SL4-800-HSS

LUMINAIRE CLASSIFICATION SYSTEM LUMEN TABLE AND BUG RATING:

Zone		Lumens	% Fixture	Zone Rating/Lumen Limit		
				B	U	G
FL	(0°-30°)	609.4	7.3			
FM	(30°-60°)	3474.3	41.7			
FH	(60°-80°)	3630.2	43.6			G2/5000
FVH	(80°-90°)	131.6	1.6			G2/225
BL	(0°-30°)	157.9	1.9	B1/500		
BM	(30°-60°)	262.0	3.1	B1/1000		
BH	(60°-80°)	63.3	0.8	B0/110		G0/110
BVH	(80°-90°)	4.3	0.1			G0/10
UL	(90°-100°)	0.0	0.0		U0/0	
UH	(100°-180°)	0.0	0.0		U0/0	

BUG Rating: B1-U0-G2

Type IV Short





REPORT NUMBER: P200142
 CATALOG NUMBER: GWC-AF-02-LED-E1-SL4-800-HSS

CANDELA DISTRIBUTION (FULL):

	0°	5°	15°	25°	35°	40°	45°	55°	65°	75°	85°
0°	1245.0	1245.0	1245.0	1245.0	1245.0	1245.0	1245.0	1245.0	1245.0	1245.0	1245.0
2.5°	1367.0	1359.6	1355.1	1349.2	1341.7	1335.3	1332.8	1314.4	1297.1	1273.3	1246.0
5°	1392.3	1389.8	1381.9	1373.9	1365.0	1355.1	1349.7	1327.8	1303.0	1268.3	1220.7
7.5°	1394.8	1391.8	1381.9	1371.0	1358.6	1346.7	1337.2	1315.4	1292.6	1257.4	1199.3
10°	1390.8	1387.3	1379.9	1368.0	1352.6	1341.2	1331.8	1310.9	1291.6	1259.9	1195.4
12.5°	1386.3	1382.9	1379.4	1373.4	1360.0	1352.1	1344.2	1324.3	1307.0	1280.2	1209.7
15°	1390.8	1388.9	1392.7	1390.3	1382.9	1376.0	1368.0	1350.1	1334.2	1311.9	1236.0
17.5°	1409.6	1409.6	1422.1	1423.5	1416.6	1406.7	1395.3	1377.4	1364.0	1345.2	1267.3
20°	1453.8	1452.3	1468.2	1471.2	1454.3	1438.9	1422.1	1400.2	1389.8	1377.9	1298.0
22.5°	1529.7	1522.8	1532.2	1529.2	1496.0	1472.1	1451.4	1424.6	1419.0	1413.6	1332.3
25°	1628.4	1624.4	1630.9	1601.6	1543.1	1510.9	1486.0	1455.8	1455.8	1461.3	1371.0
27.5°	1771.8	1756.9	1735.0	1683.5	1595.7	1554.5	1527.7	1495.5	1503.9	1524.2	1422.1
30°	1918.5	1902.2	1852.2	1772.8	1659.6	1616.5	1585.3	1551.5	1571.4	1608.6	1490.5
32.5°	2063.4	2045.1	1974.1	1873.9	1751.4	1708.2	1678.0	1640.8	1674.1	1736.6	1590.7
35°	2203.7	2187.4	2105.5	1987.5	1873.4	1837.7	1809.9	1777.7	1820.3	1907.7	1732.1
37.5°	2361.5	2343.7	2243.9	2116.0	2021.8	1996.0	1975.6	1943.4	2017.8	2145.7	1929.0
40°	2555.4	2525.2	2390.7	2263.3	2193.3	2180.9	2167.1	2162.6	2278.2	2455.3	2191.4
42.5°	2777.6	2728.1	2544.5	2418.6	2381.8	2390.7	2387.3	2407.1	2604.0	2840.1	2510.8
45°	2999.9	2935.9	2715.6	2584.2	2589.2	2620.4	2639.7	2719.1	3012.3	3281.6	2854.5
47.5°	3188.3	3125.3	2879.8	2763.3	2822.8	2884.3	2936.9	3087.2	3431.9	3716.1	3121.8
50°	3349.6	3290.0	3053.9	2960.2	3094.1	3193.3	3278.7	3501.4	3883.2	4047.0	3309.3
52.5°	3481.5	3441.8	3234.5	3185.9	3404.1	3549.4	3674.4	3941.3	4283.1	4315.8	3455.2
55°	3610.0	3581.7	3428.4	3454.2	3768.1	3966.1	4124.3	4408.0	4627.3	4540.0	3595.1
57.5°	3757.8	3732.0	3649.7	3794.4	4246.9	4495.9	4668.4	4821.7	4930.3	4769.1	3727.0
60°	3908.6	3893.7	3895.7	4172.4	4796.4	5035.5	5130.7	5170.4	5228.0	4984.9	3734.5
62.5°	4052.4	4080.7	4176.9	4593.0	5322.7	5506.2	5554.3	5593.5	5526.1	5019.1	3450.2
65°	4296.0	4342.1	4571.8	5156.1	5901.5	6097.9	6147.5	6013.1	5573.1	4576.7	2806.5
67.5°	4415.0	4499.3	4909.0	5680.9	6463.0	6681.3	6662.9	6040.4	5001.3	3489.9	1801.0
69°	4390.2	4480.0	4986.9	5841.6	6649.5	6847.4	6730.9	5706.6	4260.7	2528.1	1105.6
70°	4292.0	4382.7	4946.7	5835.5	6673.3	6830.0	6604.9	5294.4	3602.5	1848.7	691.4
72.5°	3584.2	3662.6	4391.6	5274.5	6147.5	6020.1	5525.6	3668.0	1755.4	503.5	155.8
75°	2206.3	2249.9	3151.2	3973.6	4643.2	4315.8	3681.4	1824.8	523.3	142.4	86.3
77.5°	1165.7	1185.5	1725.1	2342.1	2943.3	2435.4	1886.8	711.8	241.1	89.3	62.5
80°	689.0	703.8	929.0	1070.9	1273.8	1064.0	754.4	437.0	172.6	56.1	55.5
82.5°	394.3	403.8	673.6	595.3	502.0	428.5	375.5	414.2	103.6	37.7	57.5
85°	144.8	146.8	378.9	452.9	298.6	177.6	186.5	343.2	27.8	23.8	45.1
87.5°	67.4	66.0	195.0	277.2	174.6	112.6	145.4	75.4	10.9	15.3	12.4
90°	0.0	0.0	0.0	0.0	0.0	0.0	0.0	0.0	0.0	0.0	0.0



REPORT NUMBER: P200142

CATALOG NUMBER: GWC-AF-02-LED-E1-SL4-800-HSS

CANDELA DISTRIBUTION (continued):

	90°	95°	105°	115°	125°	135°	145°	155°	165°	175°	180°
0°	1245.0	1245.0	1245.0	1245.0	1245.0	1245.0	1245.0	1245.0	1245.0	1245.0	1245.0
2.5°	1230.1	1211.8	1178.5	1144.3	1109.6	1082.8	1056.5	1035.6	1028.7	1015.8	1016.8
5°	1192.5	1158.7	1089.2	1018.8	945.4	884.9	827.9	781.7	759.4	736.6	736.6
7.5°	1159.7	1110.6	1002.0	887.4	768.8	669.1	579.3	511.9	474.6	444.9	444.5
10°	1147.2	1080.8	929.0	764.9	599.7	463.8	357.1	288.7	253.5	230.7	229.7
12.5°	1152.8	1070.4	873.0	651.7	444.5	298.1	206.8	162.6	147.8	140.9	140.9
15°	1168.6	1067.4	816.9	541.1	313.9	186.5	137.4	125.5	124.5	124.5	124.5
17.5°	1188.0	1068.4	759.4	433.5	213.8	133.4	118.6	117.0	118.0	118.0	118.0
20°	1207.8	1068.9	697.3	333.8	150.8	116.1	111.6	111.1	112.1	112.1	112.6
22.5°	1232.0	1071.3	635.4	249.5	124.5	109.7	106.2	106.2	106.6	106.6	106.2
25°	1259.9	1076.3	570.9	185.1	113.5	105.2	102.2	101.7	102.2	101.7	101.2
27.5°	1294.5	1083.3	499.0	144.8	108.6	100.7	98.2	98.2	97.7	97.2	96.8
30°	1338.2	1091.2	418.2	123.1	103.6	96.8	94.2	93.7	93.3	92.3	92.3
32.5°	1404.7	1108.6	338.3	111.6	98.2	91.2	89.3	89.3	88.3	87.3	86.8
35°	1506.9	1142.8	266.9	104.6	92.3	85.3	82.9	82.9	81.8	81.3	80.8
37.5°	1648.3	1194.9	207.4	98.2	86.3	78.9	76.4	75.9	74.9	73.9	73.4
40°	1836.2	1259.4	163.2	92.3	80.4	72.4	70.5	69.5	67.4	66.0	66.0
42.5°	2072.3	1332.8	132.5	85.8	73.4	66.5	65.0	63.5	60.0	58.5	58.0
45°	2319.3	1398.8	112.1	78.4	66.5	60.6	59.5	57.1	52.6	51.0	51.0
47.5°	2497.4	1414.1	98.7	71.4	60.0	54.1	53.6	49.1	45.1	44.2	43.7
50°	2608.5	1383.8	87.8	64.4	54.1	48.1	46.6	41.1	38.7	37.7	37.2
52.5°	2683.4	1329.8	78.9	58.5	48.6	42.7	39.2	35.2	33.2	32.2	32.2
55°	2743.5	1253.4	70.0	53.1	44.2	38.2	33.2	30.3	28.2	27.3	27.3
57.5°	2760.3	1149.8	61.0	48.6	39.7	33.8	28.2	26.3	23.8	23.3	23.3
60°	2637.8	962.8	54.1	43.2	35.7	29.3	24.8	22.3	19.8	19.3	18.8
62.5°	2314.8	745.0	47.6	38.2	31.2	25.3	21.3	18.3	16.4	16.4	16.4
65°	1765.8	499.5	41.6	33.2	27.3	21.3	18.3	14.8	13.9	13.9	14.4
67.5°	1057.0	271.8	35.7	28.2	23.3	17.9	15.3	12.9	12.4	12.9	12.9
69°	619.5	159.7	32.2	25.3	20.4	15.9	13.4	11.5	12.4	12.9	12.9
70°	382.4	107.6	29.8	22.8	18.3	14.4	12.4	10.9	11.9	12.4	12.4
72.5°	106.6	55.5	23.8	17.9	14.8	11.9	9.9	9.9	11.5	11.9	11.9
75°	69.5	41.1	18.3	13.4	11.5	9.4	8.4	9.4	10.9	11.5	11.5
77.5°	57.5	33.8	14.8	10.9	9.4	8.9	8.0	8.4	9.9	10.4	10.4
80°	52.6	23.8	11.9	9.9	8.4	8.0	7.5	7.0	8.9	9.4	9.4
82.5°	50.1	18.8	10.4	8.9	8.0	7.0	6.4	7.0	8.0	8.4	8.9
85°	31.2	12.4	9.4	8.4	7.0	6.4	6.4	6.4	7.5	8.0	8.0
87.5°	11.5	9.9	8.4	7.0	5.9	5.9	5.9	5.9	6.4	7.5	7.5
90°	0.0	0.0	0.0	0.0	0.0	0.0	0.0	0.0	0.0	0.0	0.0

(END OF REPORT)